

# DFDS Gothenburg, Sweden Packaging Terminal – Nexus Booking System

Replaces Astrid effective 3 February 2026

## Booking Management – Create / Edit & List Screens

### 1. Purpose

This document describes the **Booking Management** screens, including:

- Booking List
- Create Booking
- Edit Booking

It explains the supported user flows, validation rules, and conditions under which a booking can or cannot be updated.

### 2.1 Booking List Screen


Bookings

11/12/2025












11/12/2025

Enter Ref No / Carrier / Unit No ...

0 Businessareas selected

SEARCH 

CREATE +

Business Area	Date	Time	Booking No	Unit No	Carrier	Operation Type	THUs	Notes	Transports	Actions
Volvo XD	2025-12-11	06:00	48-014-2512110500-41	REH933 	DHL - Domestic Sweden (495348)	Unloading	17	DHL	B25289336596	 
Volvo Packaging	2025-12-11	06:00	48-015-2512110500-63	EAH933 	DHL - Domestic Sweden (495348)	Loading	19	DHL	815099366	   
Volvo XD	2025-12-11	06:30	48-014-2512110530-41	VH0978 	DHL - Domestic Sweden (495348)	Unloading	56	Procella	B25289386226 - B25289381083	 

The Booking List screen allows users to search, filter, and manage existing bookings.

#### Key capabilities:

- Filter bookings by date range
- Filter by Business Area
  - Free-text search by: Booking No, Carrier, Unit number, Operation Type, Transports
- Create new bookings
- Perform context-based actions on existing bookings

Displayed information includes:

- Business Area
- Date & Time
- Booking Number
- Unit Number
- Carrier
- Operation Type
- THU(s)
- Notes
- Transport / Reference numbers
- Available actions

#### 2.1.1. Booking List – Actions & Behavior

Available actions in the Booking List depend on the booking's state.

Examples of actions:

- Edit booking
- Cancel booking are enabled or disabled based on arrival state
- Mark as unarrived/ Mark as arrived

- View attachments

## 2.2 Create Booking Modal

**Create/Edit Booking**

Client \* Volvo Business Area \* Volvo Packaging

Operation Type \* Loading Service \* Loading Trailer

Unit Type \* Trailer Unit No \* test

THU(s) \* 50 Ref/Order Numbers/Transports \* transport test

☐ Contains Dangerous Goods ☐ Customs Clearance Needed

Preferred Arrival Time \* 15/12/2025 04:00 Carrier \* Bluewater (937503)

Note

Preferred Arrival Time is not available! You can select from suggested booking time(s) listed below for Preferred Arrival Time.

06:00

Cancel Save

The **Create Booking** modal is used to register a new booking.  
All mandatory fields must be provided before the booking can be saved.

### Booking Creation Flow

1. User opens **Create Booking**

2. Mandatory fields must be filled
3. Preferred Arrival Time is validated
4. If time is unavailable, suggested times are displayed
5. User selects a valid time and saves the booking

### Preferred Arrival Time Validation

When the user selects a **Preferred Arrival Time**, the system validates availability.

**If the selected time is not available:**

- A warning message is displayed
- The user is informed that the selected time cannot be used
- Suggested available booking times are shown below the form
- The user must select one of the suggested times to proceed

The booking cannot be saved unless a valid time is selected.

### Mandatory Fields

Field	Description
Client	Client associated with the booking
Business Area	Business area under the selected client
Operation Type	Loading / Unloading
Service	Service type related to the operation
Unit Type	e.g. Trailer
Unit No	Vehicle or unit identifier
THU(s)	Transport Handling Units
Preferred Arrival Time	Requested arrival time
Carrier	Transport carrier
Ref / Order Numbers / Transports	Reference or transport numbers

---

### Optional Fields

- Contains Dangerous Goods
- Customs Clearance Needed
- Note

## 2.3 Edit Booking Modal

The screenshot shows a 'Create/Edit Booking' modal window. It contains the following fields and controls:

- Client \***: Dropdown menu with 'Volvo' selected.
- Business Area \***: Dropdown menu with 'Volvo Packaging' selected.
- Operation Type \***: Dropdown menu with '-----' selected.
- Service \***: Dropdown menu with '-----' selected.
- Unit Type \***: Dropdown menu with 'Trailer' selected.
- Unit No \***: Text input field containing 'DHL - Domestic Sweden4'.
- THU(s) \***: Spin box with '0'.
- Ref/Order Numbers/Transports \***: Text input field containing '-'.
- ☐ Contains Dangerous Goods
- ☐ Customs Clearance Needed
- Preferred Arrival Time \***: Text input field containing '12/12/2025 13:00'.
- Carrier \***: Dropdown menu with 'DHL - Domestic Sweden (495348)' selected.
- Note**: A large text area for additional information.
- Buttons**: 'Cancel' and 'Save' buttons at the bottom right.

The same modal is reused for **editing an existing booking**, with conditional editability rules (see section 4).

When editing is allowed, the user can update the same set of fields as in booking creation.

## 4. Booking Edit Rules (Detailed)

Editing behavior differs based on whether the booking is **Reserved** and whether it has **Arrived**, as well as time constraints.

### 4.1 Reserved Booking – Fully Editable (Conditional)

A **reserved booking** can be **partially or fully edited** if **all** of the following conditions are met:

- Booking is **Reserved**
- Booking status is **not Arrived**
- Current time is **before** the Preferred Arrival Time

**Behavior:**

- All **unlocked fields** are editable

- Locked fields remain read-only
- Save action is enabled

This allows users to adjust booking details **before the planned arrival**, while still respecting field-level locks.

---

#### 4.2 Non-Reserved or Arrived Booking – Limited Edit

If the booking is **not Reserved** or the booking status is **Arrived**, editing is **restricted**.

In this case:

- Only the following **three fields** can be updated:
  - **Unit No**
  - **Transports**
  - **Note**
- All other fields are displayed in **read-only** mode
- Save action is enabled only for changes to these fields

This ensures that operationally critical data remains immutable once the booking is no longer in a reservable state or has already arrived.

---

#### 4.3 Fully Read-Only State

If **both** of the following conditions apply:

- Booking status is **Arrived**
- Preferred Arrival Time has already passed

Then:

- All fields are read-only
- Save action is disabled
- Booking is shown for reference only

---

### 5. Summary of Edit Rules

Booking State	Time Condition	Editable Fields
Reserved & Not Arrived	Before Preferred Arrival Time	All unlocked fields
Not Reserved <b>or</b> Arrived	Any	Unit No, Transports, Note
Arrived & Time Passed	After Preferred Arrival Time	None (read-only)

### 6.Quick Summary: What's Different Between the Old System and the New One

The new Booking Management experience introduces usability and flexibility improvements compared to the old system, while keeping core booking logic consistent.

#### Key Differences

- **Flexible date-based listing**  
Instead of a fixed 5-day tab view, bookings can now be listed for any selected date range using a date picker. This allows users to easily review past and future bookings without changing screens.
- **Improved Create button placement**  
The *Create Booking* button has been moved below the filter section, making it more discoverable and aligned with the booking search workflow.
- **Modal-based booking creation**  
Booking creation no longer opens in a separate page. The *Create Booking* form is now displayed in a modal, allowing users to create bookings without losing context from the booking list.
- **Extended editability for reserved bookings**  
For *reserved bookings*, and depending on specific conditions, the following fields can now be updated:

- Operation Type
- Service
- Unit Type

This provides more flexibility during the reservation phase while still respecting operational constraints.

## **7. Edge Cases & Notes**

- If no bookings match the selected filters, an empty state is displayed
- Date and time values are shown using the site's local timezone
- Validation messages are shown inline to guide the user
- Partial updates are not allowed; all validations must pass before saving